



Lake Cumberland Head Start

Annual Report

P.O BOX 830

Jamestown, KY 42629

Phone: (270) 343-6400

Fax: (270) 343-2800

Anne Southwood

Head Start Director

Libby Brown

Assistant Head Start Director

Alicia K. Polston, CPA

Executive Director

MISSION STATEMENT

The vision of the Lake Cumberland Head Start Program is to utilize a positive team effort to enhance the lives of “at risk” children ages birth to five and their families by supporting and enriching the child’s developmental growth physically, socially, emotionally, culturally, linguistically and intellectually. Recognizing that parents are the primary educators of their children, the program will provide opportunities to enhance their growth and well-being by assisting them to become self-sufficient through collaboration with other community resources. The program strives to provide high-quality services that are nurturing, age appropriate, preventative/early intervention and successful transitions. It is the desire of Lake Cumberland Head Start Program that every child be successful in school and in life.



Lake Cumberland Head Start and the Lake Cumberland Community Action Agency, the grantee, hold strongly to the notion that early intervention with young children is necessary to ensure they are ready and prepared to begin their formal education experiences, with self-confidence, skills and motivation to learn and excel. In concert with that notion is the belief that a partnership between parents, families, and Head Start personnel will create and nurture the families' desire, dignity, skill, self-esteem and respect needed to achieve social and economic self-sufficiency. The goal is to improve the quality of life for Head Start children and their families.

Program	Target Population	Counties Currently Served
Head Start (HS)	Children age three to five	Adair, Casey, Clinton, Cumberland, Green, McCreary, Pulaski, Russell, Taylor, Wayne
Early Head Start (EHS)	Children from birth to age three Pregnant Women	Casey, Clinton
Migrant Head Start* (MHS)	Children of migrant and seasonal farm workers, from birth to age five	Pulaski

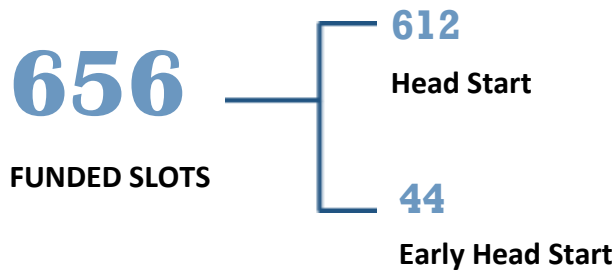
*LCCAA serves 32 Migrant/Seasonal Head Start students through a contract with Community Action Council for Lexington-Fayette, Bourbon, Harrison, & Nicholas Counties, Inc. Data for these children is included in the Community Action Council annual report.

There is a strong and consistent commitment to working collaboratively with community organizations, agencies, businesses and elected officials in order to maximize and enhance available services for both Head Start eligible children and their families. It is also within the philosophy of the Lake Cumberland Head Start that staff must be qualified, nurtured, encouraged, and rewarded as they enhance their skills and educational levels to provide the quality services deserved by the children and their families. Inherent to the philosophy is the determination to be a change agent within the communities served, to serve as advocates and liaisons for the low-income, and to strive to ensure the program and services address the real needs of the population and communities in a planned, orderly, efficient, effective, and professional manner.

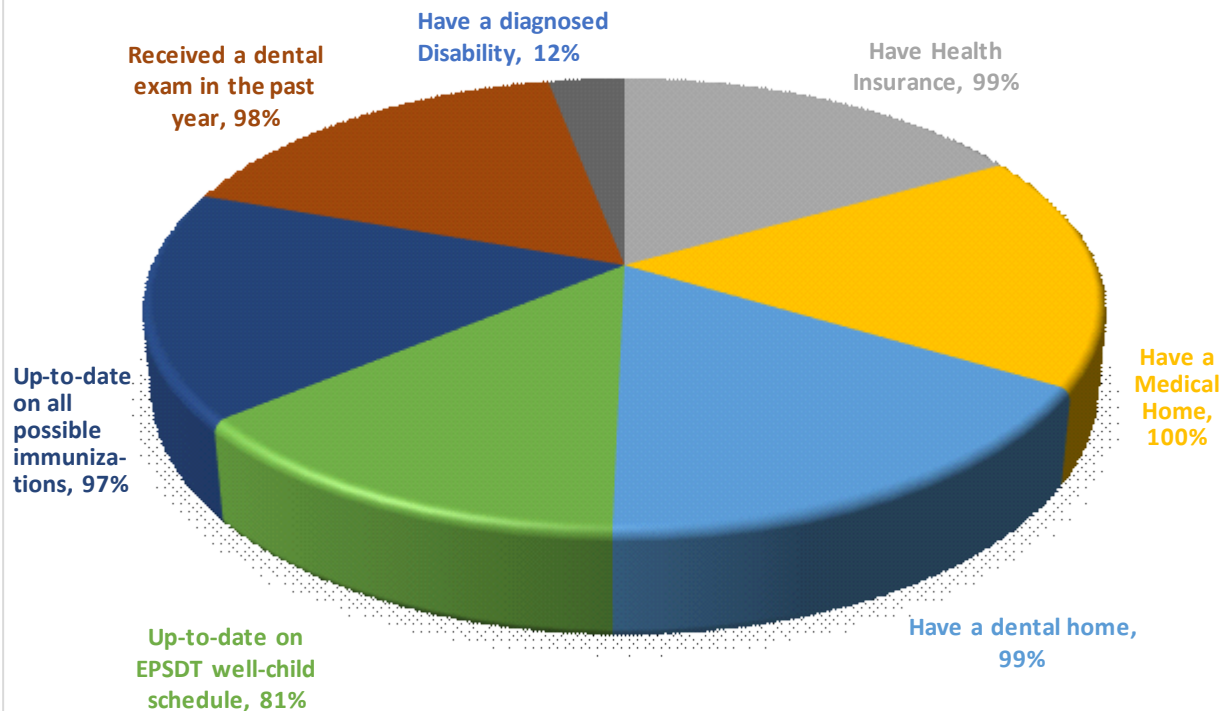


Enrollment Data

2018-2019



HEALTH, DENTAL, DISABILITIES SUMMARY 2018-2019



Revenues & Budget

FY 2018 REVENUES

Federal Head Start Funding	\$5,708,005
Federal Migrant Funding	\$383,238
In-kind (Generated by LCCAA)	\$1,599,600
CACFP	\$373,266
Ancillary Grants (WHAS, PRIDE)	\$12,682

TOTAL

\$8,351,925

FY 2019 BUDGET

Personnel	\$2,363,419
Fringe Benefits	\$1,817,980
Supplies	\$27,412
Contractual	\$238,038
Other	\$798,961
Indirect Costs	\$470,320
Travel	\$65,817
Equipment	\$232,615

TOTAL

\$6,014,562

FY 2020 Proposed BUDGET

Personnel	\$2,670,909
Fringe Benefits	\$2,035,993
Supplies	\$65,615
Contractual	\$261,128
Other	\$824,548
Indirect Costs	\$560,682
Travel	\$60,817

TOTAL

\$6,479,692



Early Head Start

The Early Head Start (EHS) Program provides early, continuous, comprehensive, and high quality services to underserved infants, toddlers, and expectant women in our community. The Program center-based options provides services for 44 children, ages 0-3, and expectant moms throughout Casey and Clinton Counties.

Guided by the Creative Curriculum, The Program caregivers create a developmental environment that is age specific and appropriate, providing children opportunities for the exploration of a variety of sensory, motor, and social experiences. Program Staff understand that a child's pattern of development and learning is unique and needs individualized support and encouragement. Caregivers provide complete developmental assessments for each child based on observation, parental input, and standardized assessment tools.

As determined by the results of a comprehensive assessment, children and their families have access to various additional support services, such as early intervention services for children who have been identified as having special needs or referrals to appropriate medical or social services. In addition to child development, family development. Is also supported.

EHS parents have access to literacy development, parenting and child development workshops, mental health services, parent support and involvement groups, classroom/program and volunteer opportunities, and other activities that foster growth and confidence in parenting abilities. The Program believes that providing family education and development opportunities helps the EHS parents grow in their skills and abilities to effectively be their child's first and lifelong teachers.



Early Head Start

2018-2019

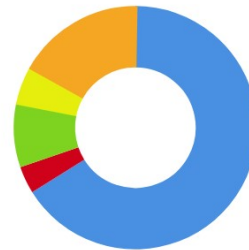


Ages



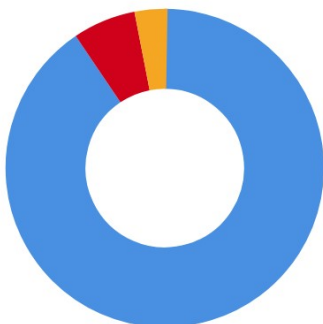
Under 1 (22.03%) 1 year olds (30.51%)
2 year olds (33.90%) 3 year olds (8.47%)
Expectant Moms (5.08%)

Eligibility



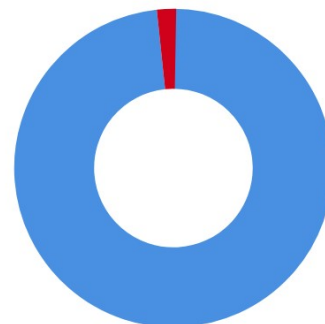
Below 100% (66.10%) Publib Assistance (3.39%)
Foster (8.47%) Homeless (5.08%)
Over Income (16.95%)

Race/Ethnicity



White (90.48%) Hispanic (6.35%) Biracial (3.17%)

Primary Language



English (98.28%) Spanish (1.72%)



Early Head Start Health



100%

of children have Health Insurance

97%

of children have a medical home

97%


of children have a dental home

70%

of children are up-to-date on a schedule of age-appropriate preventive and primary health care

Children's Health Insurance

Expectant Moms' Health Insurance



■ Medicaid/K-CHIP (91.07%) ■ Private (8.93%)
■ No Health Insurance (0%)



■ Medicaid (100%) ■ No Insurance (0%)

Immunizations



■ Up-To-Date (90.91%) ■ Exempt (9.09%)





Early Head Start Families



Types of Families



■ Two Parent Families (62.75%)
 ■ One Parent Families (37.25%)

Two Parent Families

Single Parent Families



■ Parent (90.63%) ■ Grandparents (3.13%) ■ Foster (6.25%)



■ Mother (89.47%) ■ Foster (10.53%)

Employment

Two Parent

Single Parent

Public Assistance



■ Both Parents Working (25%)
 ■ One Parent Working (65.63%)
 ■ Neither Parent Working (9.38%)



■ Working (52.63%)
 ■ Not Working (47.37%)



■ WIC (55.38%)
 ■ SNAP (38.46%) ■ SSI (4.62%)
 ■ TANF (1.54%)



Head Start


The Lake Cumberland Head Start (HST) center locations serve 612 children between the ages of 3 and 5 throughout Adair, Casey, Clinton, Cumberland, Green, McCreary, Pulaski, Russell, Taylor, and Wayne counties.

Head Start has a long tradition of delivering comprehensive and high quality services designed to foster healthy development for at-risk/low-income children. Administered by the Office of Head Start in the Administration for Children and Families Division in the Department of Health and Human Services, grantee and delegate agencies provide a range of individualized services in the areas of education and early childhood development; health, dental and mental health; nutrition; and parent involvement. The entire range of Head Start services is responsive and appropriate to each child's and family's development, cultural and linguistic heritage, and experience.

Staff encourages parents to become invested and involved in their child's education. By fostering parent involvement through workshops, parent-teacher conferences, parent groups, and classroom volunteer opportunities, our HST parents gain the confidence and skills necessary to help their child succeed school and in life

By the time they enter kindergarten, the HST children will have learned the academic foundations and social skills necessary to succeed. The Program staff work with HS children and parents to ensure that the transition to Kindergarten is as smooth as possible academically, socially, emotionally, and logistically.

Program Staff work diligently to serve diverse populations within our community, including families with limited or no English, children and parents with disabilities, and families who are homeless or face other challenges – because every child deserves a “Head Start”!



Head Start

2018-2019



Ages



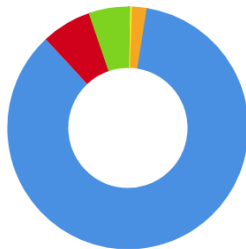
2 years old (0.29%) 3 years old (26.36%)
4 years old (62.15%) 5 years old (11.19%)

Eligibility



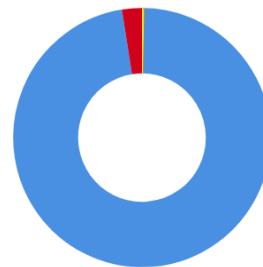
Below 100% (64.80%) Public Assistance (9.72%)
Foster (10.75%) Homeless (9.72%) Over (5.01%)

Race/Ethnicity



American Indian (0.14%) Asian (0.28%)
African American (1.95%) White (85.50%)
Bi-Racial (6.83%) Hispanic (5.30%)

Primary Language



English (97.35%) Spanish (2.50%)
European (0.15%)



Head Start Health



99%

of children have insurance

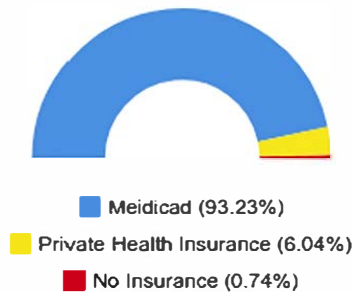
98%

of children have a medical home

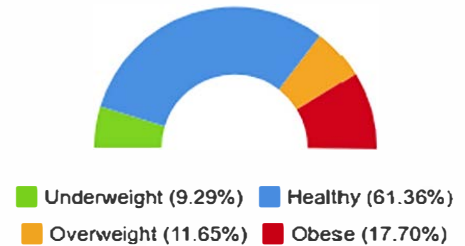
97%

of children have a dental home

Types of Health Insurance



Body Mass Index



Immunizations



87%

of children are up-to-date on a schedule of age-appropriate preventive and primary health care

14%

of children have an Individualized Education Program (IEP)



Head Start Families



Types of Families

Two Parent Families



■ Two Parent (57.17%)
■ Single Parent (42.83%)

Single Parent Families



■ Mother (84.76%) ■ Father (7.06%)
■ Grandparents (5.58%) ■ Foster (2.60%)



■ Parents (91.36%) ■ Grandparents (3.34%)
■ Relatives (1.67%) ■ Foster (3.62%)



Employment



Two Parent



■ Both Parents Working (25.84%)
■ One Parent Working (58.15%)
■ Neither Parent Working (16.01%)

Single Parent



■ Working (55.06%)
■ Not Working (44.94%)

Public Assistance



■ TANF (3.99%) ■ SSI (9.01%)
■ SNAP (38.30%) ■ WIC (48.70%)



Head Start Disabilities

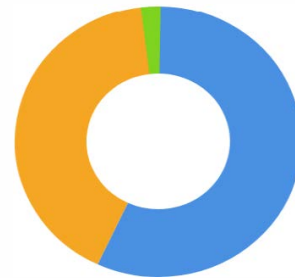


2018-2019

Diagnosis

14%

of children have an Individualized Education Program (IEP)



■ Speech/Language Impairment (56.70%)
■ Developmental Delay (41.24%) ■ Autism (2.06%)

Early Head Start

2018-2019



2%



of children have an Individualized Family Service Plan (IFSP)



Head Start Families



2018-2019



Families'

Needs Identified



- Parenting Education (29.78%) ■ Health Education (26.11%)
- Marriage Education (23.33%) ■ Child Abuse/Neglect Services (8.33%)
- Emergency/Crisis Intervention (9%) ■ Adult Education (1.33%)
- Mental Health Services (0.67%) ■ Job Training (0.22%)
- Housing Assistance (0.44%) ■ English as Second Language (0.22%)
- Substance Abuse Prevention (0.11%) ■ Domestic Violence Services (0%)
- Assistance to Families .. (0.33%) ■ Asset building services (0%)
- Substance Abuse Treatment (0.11%) ■ Child Support Assistance (0%)

Families'

Services Received



- Parenting Education (29.77%) ■ Health Education (26.45%)
- Marriage Education (23.25%) ■ Child Abuse & Neglect Services (6.76%)
- Emergency/Crisis Intervention (9.37%) ■ Adult Education/GED Programs (1.54%)
- Job Training (0.47%) ■ Substance Abuse Prevention (0.24%)
- Housing Assistance (0.59%) ■ Mental Health Services (0.83%)
- Domestic Violence Services (0%) ■ Substance Abuse Treatment (0.12%)
- Assistance to Families .. (0.36%) ■ English as a Second Lan.. (0.24%)
- Asset Building Services (0%) ■ Child Support Assistance (0%)



School Readiness

Lake Cumberland Community Action Agency/Lake Cumberland Head Start Program (LCCAA/HST) is a high-quality program serving birth to five. The Program understands the importance of its role and that the foundation for school readiness begins in the earliest years of life. It is the desire of LCCAA/HST that every child be successful in school and in life.

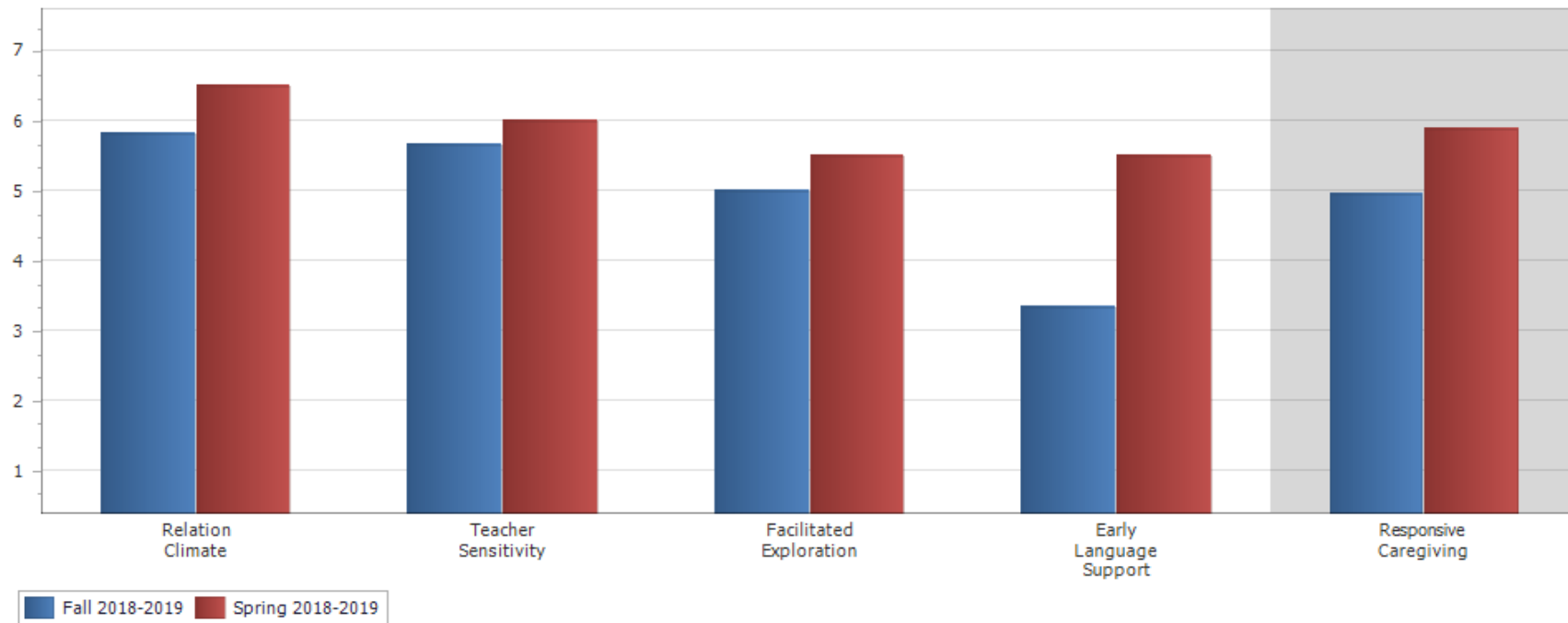
LCCAA/HST is a comprehensive program which offers remarkable opportunities to foster not only competence for school success but competence in all areas of development for both its parents and children. LCCAA/HST ensures that children's goals are aligned with The Head Start Early Learning Outcomes Framework (HSELOF) and Kentucky's Early Childhood Standards to prepare children for kindergarten. Learning activities are offered across the five essential domains of the HSELOF: Approaches to Learning, Social & Emotional Development, Language and Literacy, Cognition and Perceptual, Motor, and Physical Development to support and prepare children to enter school with the skills and behaviors needed to grow and succeed. Assessments are completed three times a year; at beginning-year, mid-year and end-year. Data is also collected on an ongoing basis to implement individualized goals for children to be successful and determine how well children are progressing. The

Education Content Area Manager will generate child outcome reports using Teaching Strategies Gold (TSG) three times a year (beginning-, mid- and end-year) and use the results to strengthen its quality of teaching instruction, plan for professional development and plan for trainings at pre-service. The child outcome report is shared with the Head Start Director, Content Area Managers, Local Area Managers, teaching staff, parents and Policy Council. LCCAA/HST is a comprehensive program comprised of systems ensuring school readiness efforts continue to be supported and implemented on behalf of the children and families. School Readiness is embedded into Program Governance, Planning, Communication, Record Keeping and Reporting, On-going Monitoring, Self-Assessment, Human Resources, Fiscal Management and Enrollment, Recruitment, Eligibility, Selection and Attendance (ERESA). All systems collaborate, analyze data and plan to ensure high quality services are provided to the children and families in the Head Start Program.

For the 2018-2019 school year, 85% of our children left Head Start Kindergarten ready. This is well above the state average of 51.1%

Lake Cumberland HS Program
5632 - Infant CLASS® Average Score Charts
Observation Periods: Spring 2018-2019, Fall 2018-2019

EHS 2018-2019

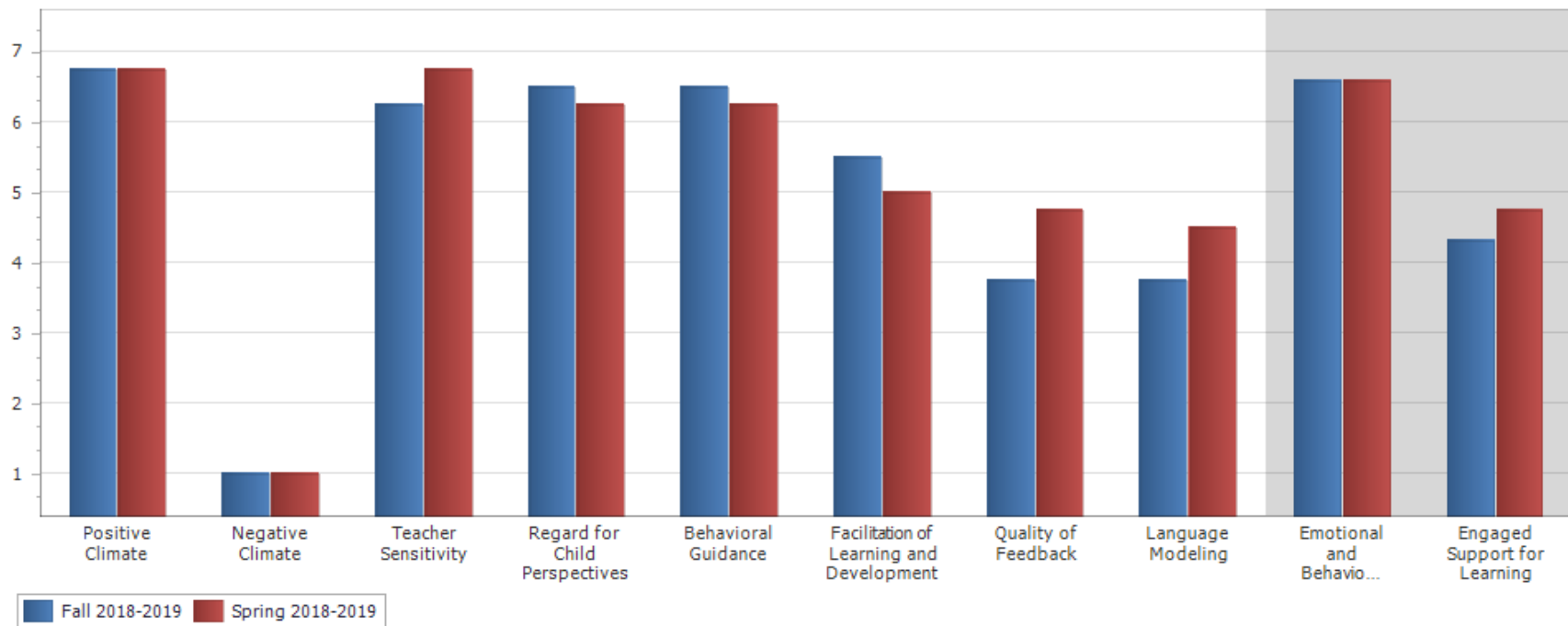


	RC	TS	FE	ELS	RCG
Fall 2018-2019	5.83	5.67	5	3.33	4.96
Spring 2018-2019	6.5	6	5.5	5.5	5.88



Lake Cumberland HS Program
5631 - Toddler CLASS® Average Score Charts
Observation Periods: Spring 2018-2019, Fall 2018-2019

EHS 2018-2019

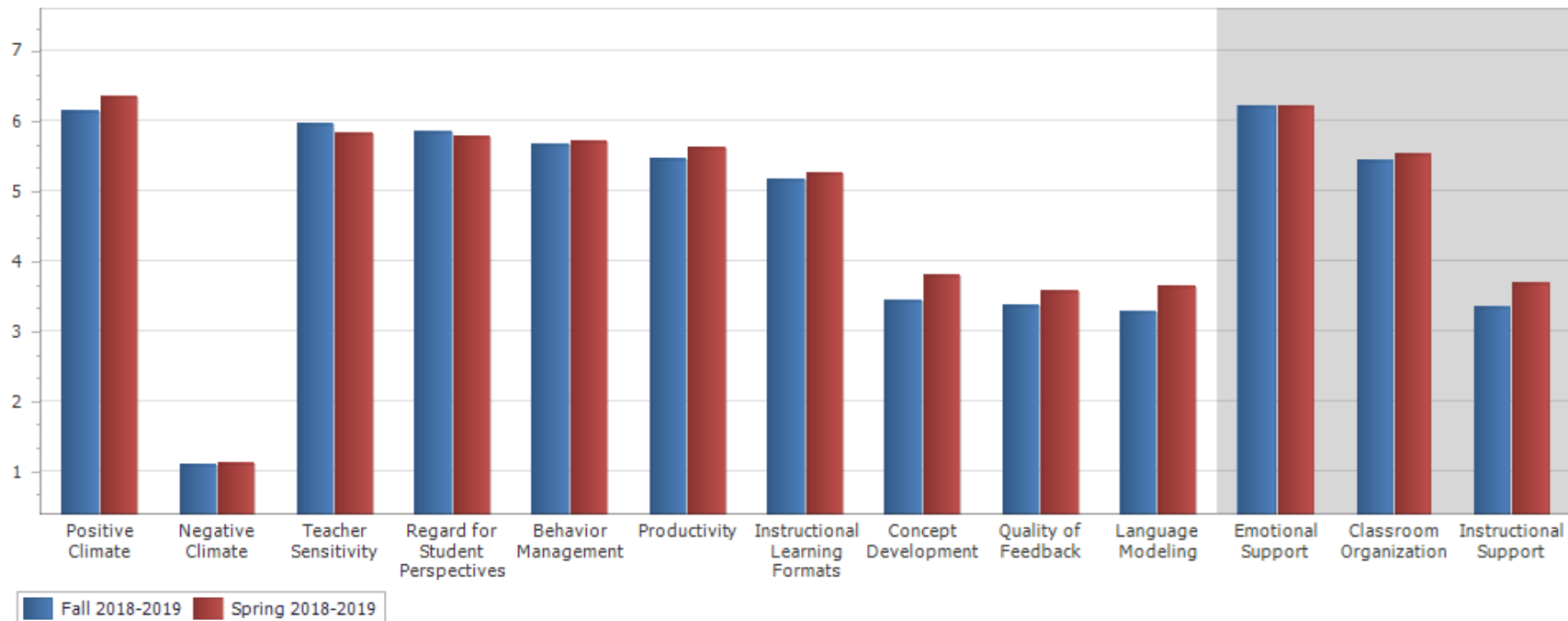


	PC	NC	TS	RCP	BG	FLD	QF	LM	EBS	ESL
Fall 2018-2019	6.75	1	6.25	6.5	6.5	5.5	3.75	3.75	6.6	4.33
Spring 2018-2019	6.75	1	6.75	6.25	6.25	5	4.75	4.5	6.6	4.75



Lake Cumberland HS Program
5630 - Pre-K CLASS® Average Score Charts
Observation Periods: Spring 2018-2019, Fall 2018-2019

HS 2018-2019

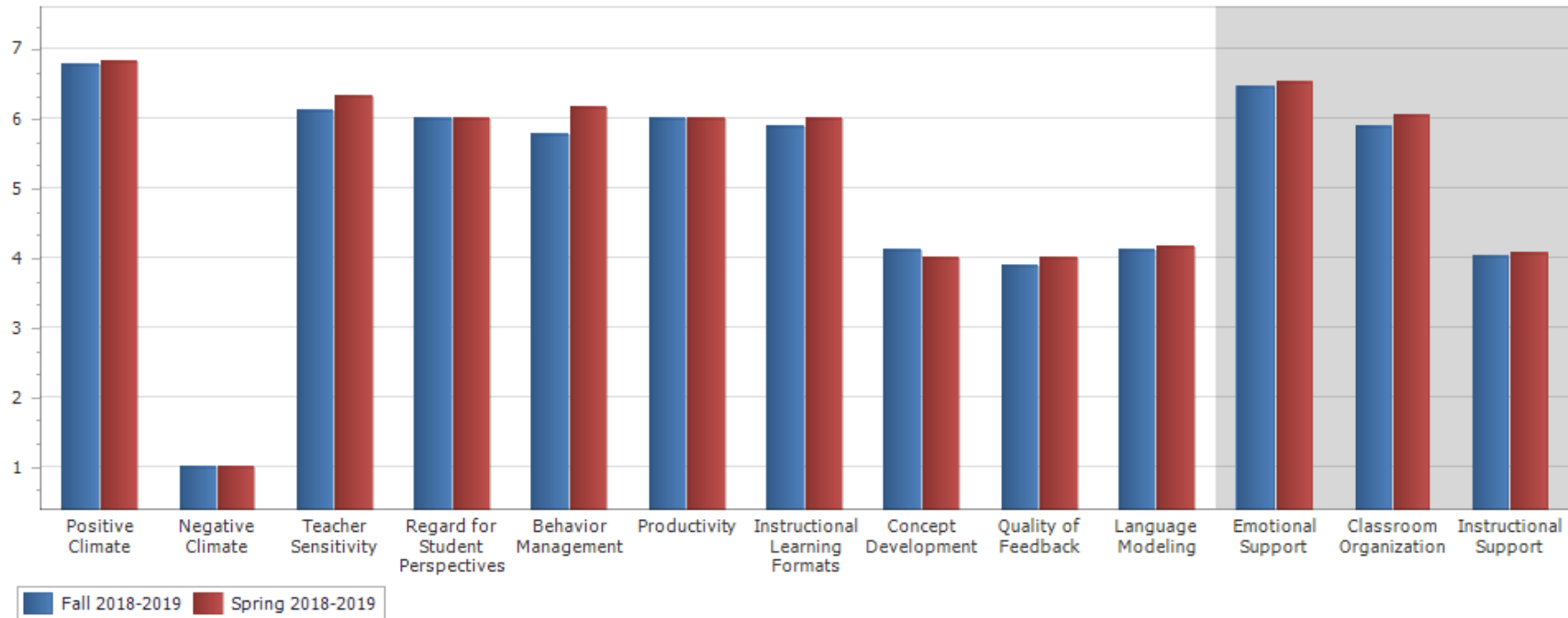


	PC	NC	TS	RSP	BM	PD	ILF	CD	QF	LM	ES	CO	IS
Fall 2018-2019	6.14	1.09	5.95	5.85	5.67	5.46	5.17	3.43	3.37	3.26	6.21	5.43	3.35
Spring 2018-2019	6.34	1.11	5.82	5.77	5.71	5.61	5.25	3.8	3.57	3.64	6.21	5.52	3.67



Lake Cumberland HS Program
5630 - Pre-K CLASS® Average Score Charts
Observation Periods: Spring 2018-2019, Fall 2018-2019

Pre-K (DOE) 2018-2019



	PC	NC	TS	RSP	BM	PD	ILF	CD	QF	LM	ES	CO	IS
Fall 2018-2019	6.78	1	6.11	6	5.77	6	5.89	4.11	3.88	4.11	6.47	5.89	4.03
Spring 2018-2019	6.83	1	6.33	6	6.17	6	6	4	4	4.17	6.54	6.06	4.06



To ensure that LCHS children are meeting their developmental needs we use the following evidence-based assessment tool:

Teaching Strategies GOLD (TSG), an observation-based learning assessment tool for children from birth to kindergarten. TSG helps teachers evaluate knowledge and skills gains in ten areas of development that are predictive of future school and long-term success:

- Social-Emotional
- Physical-Gross Motor
- Physical-Fine Motor
- Language
- Cognitive
- Literacy
- Mathematics
- Science & Technology
- Social Studies
- The Arts

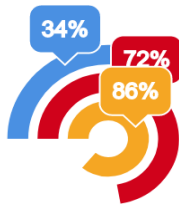
TSG is used for dual-language learners and children with disabilities. Program staff receive continuous training on how to perform the TSG assessment and how to use the results for more intentional, effective instruction. TSG is administered for each child three times per year.



Teaching Strategies Gold

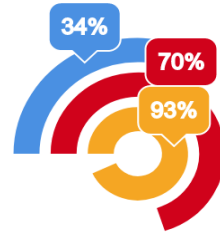
Child Outcomes
2018-2019

Social & Emotional Development



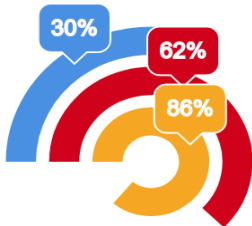
■ Beginning Of Year ■ Mid Year ■ End of Year

Perceptual, Motor, Physical



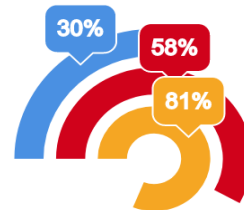
■ Beginning Of Year ■ Mid Year ■ End Year

Language & Literacy



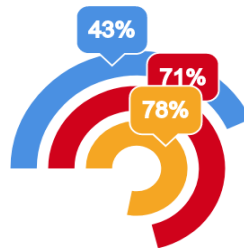
■ Beginning of Year ■ Mid Year ■ End of Year

Cognition



■ Beginning of Year ■ Mid Year ■ End of Year

Approaches to Learning



■ Beginning of Year ■ Mid year ■ End of Year

Parent Involvement Activities 2018-2019

- 👏 Pumpkin Patch Walk
- 👏 Thanksgiving Lunch/Dinner
- 👏 Christmas Breakfast
- 👏 Transition to Kindergarten/School Readiness
- 👏 Nurturing Families Parenting Curriculum
- 👏 Dr. Seuss Literacy Week
- 👏 Importance of Bed-Time Routines
- 👏 Art & Science Fair
- 👏 Family Movie Night
- 👏 Dances – Valentine and Dance with Dad
- 👏 Alphabet Egg Hunt
- 👏 Community Partner/ PRIDE
- 👏 Children’s Health Fair
- 👏 Healthy Babies
- 👏 Home Safety
- 👏 Stress/Time Management
- 👏 Nature Field Trip
- 👏 Mental Health
- 👏 GED/Education/Financial Aide Assistance
- 👏 Budgeting and Loan Information



Eligibility, Recruitment, Selection, Enrollment, & Attendance (ERSEA)

ERSEA determines community strengths, needs, and resources as well as recruitment areas. It contains requirements and procedures for the eligibility determination, recruitment, selection, enrollment and the attendance of children.

Family & Community Engagement Program

LCCHS integrates parent and family engagement strategies into all systems and program services to support family well-being and promote children's learning and development.

Health Program Services

LCCHS provides high-quality health, oral health, mental health, and nutrition services that are developmentally, culturally, and linguistically appropriate and that will support each child's growth and school readiness.

Mental Health

LCCHS provides support for effective classroom management and positive learning environments; supportive teacher practices; and strategies for supporting children with challenging behaviors and other social, emotional, and mental health concerns.

Disabilities

LCCHS ensures that the individualized needs of children with disabilities are being met and all children have access to and can fully participate in the full range of activities and services.

Education

LCCHS provides a high-quality early education and child development services, including for children with disabilities, that promote children's cognitive, social, and emotional growth for later success in school. The program delivers developmentally, culturally, and linguistically appropriate learning experiences in language, literacy, mathematics, social and emotional functioning, approaches to learning, science, physical skills, and creative arts.

Transportation

LCCHS provides transportation to all enrolled children, with the exception of Early Head Start. The program makes reasonable efforts to coordinate transportation resources with other human service agencies in the community in order to control cost and to improve the quality and the availability of transportation services. The program ensures all accidents involving children vehicles that transport children are reported in accordance with applicable state requirements.

Nutrition

LCCHS has designed and implemented nutrition services that are culturally and developmentally appropriate, meet the nutritional needs of and accommodate the feeding requirements of each child, including children with special dietary needs and children with disabilities.

Locations

Adair County

Adair County Head Start

111 Fairgrounds St
Columbia, KY 42728
270.384.4111
Jiminy Hale, FSS/CC

Casey County

Liberty Head Start

630 Whipp Ave
Liberty, KY 42539
606.787.9207
Mona Whited, FSS/CC

Casey Co. Early Head Start

1673 E State HWY 70
Bldg 306
Liberty, KY 42602
606.787.1879
Mona Whited, FSS/CC

Jones Park Early Head Start

6295 E KY 70
Liberty, KY 42539
606.787.1249
Jessica Miller, FSS/CC

Jones Park Pre-k

6295 E KY 70
Liberty, KY 42539
606.787.1249
Jessica Miller, FSS/CC

Clinton County

Clinton County Head Start

100 Cody Lane
Albany, KY 42602
606.387.8747
Amanda Thurman, FSS/CC

Clinton County Early Head Start

102 Cody Lane
Albany, KY 42602
606.387.0807
Amanda Thurman, FSS/CC

Cumberland County

Burkesville Head Start

46 David L Williams St
Burkesville, KY 42717
270.864.2524
Mary Farlee, FSS/CC

Green County

Green County Head Start

100 Kidz Korner
Greensburg, KY 42743
270.932.6618
Donna Rogers, FSS/CC

McCreary County

McCreary County Head Start

1941 N HWY 27
Whitley City, KY 42653
606.376.5437
Gwen Gibson, FSS/CC

Pulaski County

Dunbar Intergenerational Center

255 Maple St
Somerset, KY 42501
606.679.3496
Kristy Bates, FSS/CC

Science Hill Center

349 W HWY 635
Science Hill, KY 42553
606.5423.3515
Kristy Bates, FSS/CC

Hopeway Head Start Center

223 Hope Way
Somerset, KY
606.679.8602
Kristy Bates, FSS
Amber Masten, CC

Southern Head Start

285 Enterprise Drive
Somerset, KY 42501
606.676.9187
Hope Massey, FSS/CC

Russell County

Jamestown Head Start

1836 S Main St
Jamestown, KY 42629
270.343.2340
Amy Perkins, FSS/CC

Russell Springs Head Start

1177 Lakeway Drive
Russell Springs, KY 42642
270.866.2692
Amy Perkins, FSS/CC

Taylor County

Campbellsville /Taylor Co Head Start

1951 Old Columbia Rd
Campbellsville, KY 42718
270.789.3978
Betty Seals, FSS/CC
Jennifer Milby, FSS
Rebekah Taylor, FSS

Taylor County Primary Center

106 Ingram Ave
Campbellsville, KY 42718
270.789.3978

Wayne County

Monticello/Wayne Co. Head Start Center

265 HWY 3106
Monticello, KY 42633
606.348.4078
Amanda Buday, FSS/CC

